

Is your dog or cat travelling
to a country **outside the EU?**




Is your dog or cat travelling to a country outside the EU?

If your dog or cat is travelling to a country outside the EU, it will often need a passport and at least one type of animal health certificate, both of which are issued by a veterinarian. It is your responsibility as the animal owner to ensure that the correct certificate is used and that your animal satisfies the requirements imposed.

As it is entirely up to the country of destination to determine the requirements that must be met for your animal to enter the country, the rules are very different depending on the country outside the EU to which your dog/cat will travel. If your animal is travelling from Sweden with incorrect or incomplete documents, it may be denied entry into the country of destination.

In the worst case, your animal may then be killed, or placed in quarantine that you as the owner must pay for. It is therefore very important that you make sure to find out all the necessary information before departure.



What paperwork is required?

It is your responsibility as an animal owner to find out what documents and certificates are required by the country of destination. How this is most easily done depends on which country your animal will travel to:

- **Andorra, Iceland, Liechtenstein, Monaco, San Marino, Switzerland, Vatican City or Norway**

If your dog or cat is travelling to these countries, the same basic rules apply as for travel within the EU.

You can find these rules on the Swedish Board of Agriculture's website

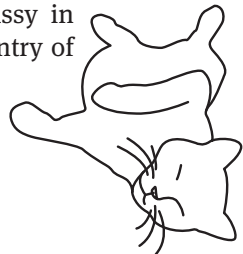
www.jordbruksverket.se/resameddjur (only in Swedish)

NB: Norway also requires deworming of dogs against tapeworm, and there are rules on which breeds are allowed in. These can be found on Mattilsynet's website. Norway do not require any Veterinary Certificate, which certifies that Sweden is free from different animal diseases.

- **Other country outside the EU**

It is up to the country of destination, i.e. the country outside the EU where your dog or cat will travel, to determine the requirements that must be met for your animal to accompany you, as well as what the animal health certificate should look like.

The Swedish Board of Agriculture has no information about applicable regulations and animal health certificates, so you must personally contact the veterinary authority in the country of destination to find out. If you cannot find the contact information for the authority by searching the internet, you can contact the third country's embassy in Sweden for help, or the Swedish embassy in the country of destination.



No certificate is required

If the veterinary authorities in the country of destination do not have any special certificates they require you to use when your dog/cat is to travel, you can ask if they accept the Swedish Board of Agriculture's general veterinary certificate for dogs and cats (E9.189) for the trip/export.

NB: Always obtain a written confirmation from the veterinary authority in the country of destination that they accept that this certificate is used before travelling with your animal. A copy of E9.189 can be found on the centre pages of this brochure – if you need an electronic version, you can download a copy of this certificate in our web store with the text "Sample only – do not use". The Swedish Board of Agriculture's official veterinarian has access to the certificate in the original version.

Veterinary Certificate

Sometimes the country of destination requires an additional certificate (aside from the animal health certificate issued by an official veterinarian), which states that Sweden is free from various animal diseases (e.g., rabies). This is called a "Veterinary Certificate" and is issued by the Swedish Board of Agriculture. To request such a certificate,

- You apply for this 2-3 weeks before dispatch of the animal, so that the information is still valid when the trip starts.
- You apply via our electronic application "Ansökan om "veterinärcertifikat" which can be found under "E-tjänster".
- The certificate will be sent to you by post and the processing time is about one week plus postal time.

Keep in mind...


- **The rules for which certificate is to be used may vary depending on whether the dog or cat is travelling to be sold or to accompany the owner on holiday.** When you contact the veterinary authority in the country of destination, use the following terms:

“Export” = if the dog or cat is travelling to be sold to someone in the country of destination.

“Non commercial movement” = if the dog or cat will not be sold but is travelling with the owner, e.g., on holiday.

- **If your dog or cat is travelling by air, the airline may have their own rules that must also be met.** Contact the airline to obtain information about the rules that apply to your trip.
- **Will the dog being exported stay permanently in the country of destination?** If that is the case, remember to deregister your dog in the Swedish Board of Agriculture’s central dog register!

This is done by going into www.jordbruksverket.se/swedishboardofagriculture/engelskasidor/animals/dogregister





**Jordbruks
verket**

Swedish Board of Agriculture

VETERINARY CERTIFICATE
– for the exportation of dogs/cats
VETERINÄRINTYG
– export av hundar/katter

THE OWNER or OWNERS REPRESENTATIVE / ÄGAREN eller ÄGARENS OMBUD

Name/ Namn	
Address/ Address	

THE ANIMAL / DJURET

Name/ Namn	Species/ Art <input type="checkbox"/> Dog/ Hund <input type="checkbox"/> Cat/ Katt
Breed/ Ras	Date of birth (dd/mm/yyyy) / Födelsedatum (dd/mm/åååå)
Sex/ Kön	<input type="checkbox"/> Neutered male / Kastrerad hane <input type="checkbox"/> Neutered female/ Kastrerad eller steriliserad hona
<input type="checkbox"/> Male / Hane <input type="checkbox"/> Female / Hona Colour/ Färg	<input type="checkbox"/> Identity marking system/ Identitetsnummer
Type of coat/ Pälsstyp	<input type="checkbox"/> Tattoo/ Tatuering

Microchip

RABIES VACCINATION / RABIESVACCINATION

Date of rabies vaccination (dd/mm/yyyy)/ Datum för rabiesvaccination (dd/mm/åååå)	Valid until (dd/mm/yyyy)/ Giltig till (dd/mm/åååå)
Vaccine producer/ Vaccintillverkare	Batch number/ Batchnummer

HEALTH DECLARATION / HÄLSODEKLARATION

I have today inspected the animal above and found it apparently healthy and able to withstand the transportation to its destination. It shows no clinical signs of rabies.
As stated by the Swedish Board of Agriculture, Sweden is rabies free since 1886, when the last indigenous case of rabies was recorded. /

Jag har i dag besiktigt det ovan nämnda djuret och funnit att det förefaller friskt och i stånd att klara resan till destinationen. Det visar inga kliniska tecken på rabies.

Enligt Jordbruksverket är Sverige rabiefritt sedan 1886, då det senaste inhemska rabiesfallet rapporterades.

Date of issuing (dd/mm/yyyy) Utfärdandedatum (dd/mm/åååå)	Name of official veterinarian/ Den officiella veterinärens namn
	Signature and stamp of official veterinarian/ Den officiella veterinärens underskrift och stämpel

How do I get the certificate issued?

Once you have found out which certificates are needed, contact an official veterinarian for help with meeting the conditions and getting the certificates issued before departure.

Contact an official veterinarian in your area. Usually the country of destination requires the animal health certificates to be issued by an official veterinarian. A list of the Swedish Board of Agriculture's official veterinarians can be found at www.jordbruksverket.se/officiellveterinar (only in Swedish).

The official veterinarian needs to see the certificates **well in advance** of the intended date that your dog/cat will travel to a country outside the EU. This is because the veterinarian will need time to investigate whether the animal diseases mentioned in the animal health certificate have been active in Sweden and when the last outbreak was.

The veterinarian may also need to plan vaccinations or take samples from your dog/cat for various diseases. **This means that you may need to visit the veterinarian several times before departure.**

Please note that your dog or cat must meet all the requirements in the animal health certificate for the veterinarian to be able to stamp and sign the document. If the text in the certificate is vague or the conditions cannot be met, the official veterinarian may refuse to issue the certificate.

Sometimes, the official veterinarian may need a document from you where you, as the owner, provide written certification of things that the veterinarian cannot personally verify. This may, for example, concern the countries that the animal has been to in the past year.

NB: Not all veterinarians in Sweden are official veterinarians. Only veterinarians who have received an appointment as official veterinarian from the Swedish Board of Agriculture may issue

certificates for live animals. This means that you cannot hire the Swedish National Food Agency's official veterinarians when exporting dogs and cats.

What happens if my dog or cat travels without or with the wrong paperwork?

It is very serious if your animal travels from Sweden with incorrect or incomplete documents.

If your dog or cat travels with incorrect or incomplete certificates, it is entirely up to the country of destination's authorities to decide what should happen to your animal. It may be refused entry and sent back to Sweden, be placed in quarantine, which you as the owner must pay for, or in the worst case, it may be killed instantly.

! It is always **your responsibility as the animal owner** to ensure that **all paperwork** is in order, and it is therefore very important that you find out **all the information** on applicable regulations **before departure**.

What about the return journey?

If your dog or cat will return to Sweden after a stay in a country outside the EU, there are Swedish requirements that your animal must meet. These may differ from the requirements for departure/export and differ depending on which third country your animal is travelling from.

On the Swedish Board of Agriculture's website there is a travel guide that helps you find out what is required in order to bring your animal back home to Sweden.

Go to www.jordbruksverket.se/annesomraden/djur/resoroch-transporter/hundarkatterochillrar/travelguidefordogsandcats travelguidefordogsandcats to find the guide.

NB: The guide applies only to dogs and cats travelling with their owner. Animals travelling to Sweden to be sold, adopted, given away, relocated or purchased abroad and then delivered to the owner in Sweden must instead fulfil the trade requirements. If you want to read about the trade requirements, go to www.jordbruksverket.se/handelskrav (only in Swedish).

If you have questions about travelling to Sweden with dogs and cats, contact the **Board of Agriculture's Customer Service at +46 (0)771-223 223** or Kundtjanst@jordbruksverket.se

Things to consider when exporting dogs and cats to countries outside the EU

- It is the veterinary authority in the country of destination that determines what requirements the animal must fulfil in order to enter the country. The Swedish Board of Agriculture usually has no knowledge of these.
- As the owner, you are responsible for using the correct certificate and for bringing all documents and certificates required for the animal on the trip.
- It can be a time-consuming process to find the correct certificate and ensure that the animal meets all requirements of the country of destination, so it is important to start preparing the trip well in advance.
- If the animal will travel home to Sweden after the stay abroad, it must also comply with Swedish rules. Inform yourself of these rules before departure so that the dog or cat is actually able to come home with you again.
- If you have any questions about the export of dogs and cats to countries outside the EU, please contact the Swedish Board of Agriculture.

CHECKLIST

- I have contacted the veterinary authority in the country that my dog/cat will travel to and have found out what veterinary certificates are required, as well as whether any other certificate is needed, such as a “Veterinary Certificate”.

- I have contacted an official veterinarian in Sweden to obtain a passport, necessary vaccinations, tests and certificates for my dog/cat

- I have ordered a Veterinary Certificate from the Swedish Board of Agriculture (if one is necessary).

- I have examined the rules imposed by my travel agency for travelling with a dog/cat (if I am travelling with a travel agency).

- I have investigated the requirements to be allowed back into Sweden with my dog/cat and have made sure that my dog/cat fulfils these.

- I have deregistered my dog in the Swedish Board of Agriculture’s central dog register (if the dog will not return to Sweden).



Jordbruksverket
551 82 Jönköping
Phone: 036-15 50 00
E-mail: jordbruksverket@jordbruksverket.se
www.jordbruksverket.se

OVR398e



Europeiska jordbruksfonden för
landsbygdsutveckling: Europa
investerar i landsbygdsområden